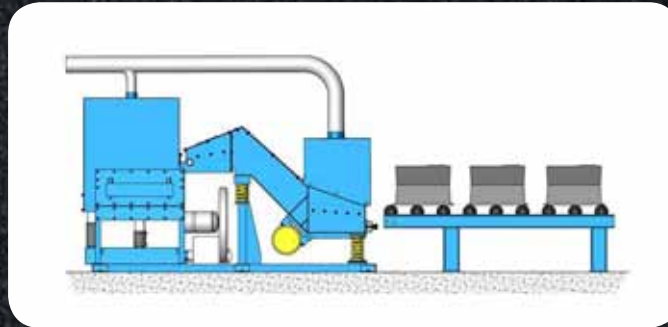


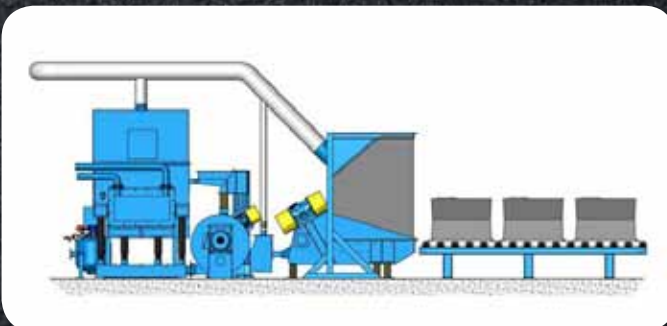
## LOADING OPTIONS



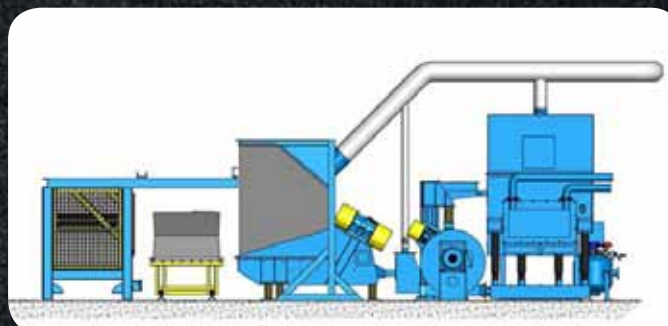
TROJAN 'COMPACT STYLE'  
LOADED BY HAND



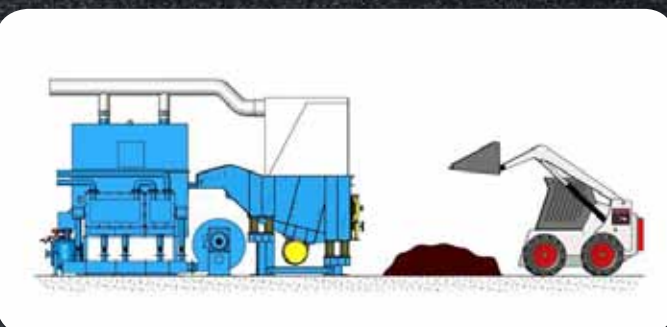
TROJAN 'COMPACT STYLE'  
LOADED BY TRACK / HAND



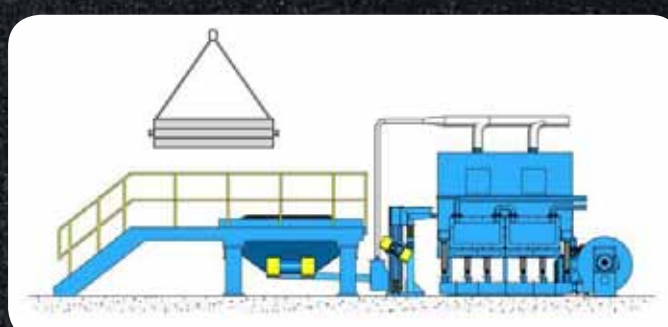
TROJAN 'VD STYLE'  
LOADED BY TRACK / HAND



TROJAN 'VD STYLE'  
LOADED BY WIPE OFF STATION



TROJAN 'ED STYLE'  
LOADED BY PAY LOADER



TROJAN 'BD STYLE'  
LOADED BY OVER HEAD CRANE

# FMS

Foundry Machinery and Spares Limited



## SAND RECLAMATION



FOUNDRY MACHINERY AND SPARES LIMITED  
UNITS G & H, FRYERS CLOSE, BLOXWICH, WALSALL, WEST MIDLANDS, UK. WS3 2XQ

PHONE +44 (0)1922 493603 | FAX +44 (0)1922 713729

info@fmslimited.co.uk www.fmslimited.co.uk @foundryuk







Foundry Machinery and Spares Limited

# SAND RECLAMATION

## Low Level Reclamation

- Throughputs ranging from 1 – 12 tph
- No need for expensive pits
- Deck sizes from 600 x 400 mm – 2500 x 2000 mm as standard
- Maximum deck loads from 750 -5000 kgs
- Cold or Hot sand production
- Robust design with easily replaceable wearing items
- Load from floor/track by hand or using overhead crane
- Option to use wipe off station from cooling line



## Thermal Reclamation

- Throughputs of 250, 500, 1000, 1500 and 2000 kgs per hour
- Suitable for use on Furan and Pep set chemical process
- Easily incorporated in to existing mechanical reclamation plants
- Full Mimic display of plant operation
- Full PLC control with automatic operation to allow 24 hour unsupervised operation
- Unique design transferring the heat from the cooler classifier in to the thermal furnace
- Simple design for inspection and maintenance



## High Level Reclamation

- Throughputs ranging from 5 – 20 tph
- No need for expensive pits
- Load by pay loader or using a tip up skip on forklift truck
- Holding capacities of 1000 – 3000 kgs
- Cold or Hot sand production
- Robust design with easily replaceable wearing items



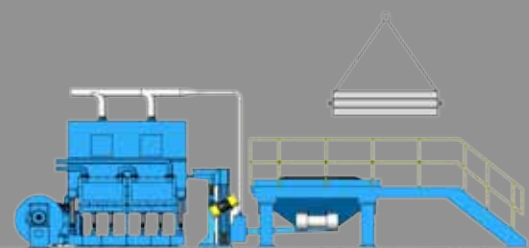
## Cold Sand Classifiers

- Throughputs ranging from 1 – 25 tph
- Suitable for sand up to 120 degrees C
- Fluidised bed type design
- High level cut out for automatic start/stop operation
- Easily incorporated in to new or existing equipment
- Simple design for inspection and maintenance



## Bottom Discharge Reclamation

- Throughputs ranging from 5 – 20 tph
- No need for expensive pits (loading platform required)
- Deck sizes from 1500 x 1500 mm – 4000 x 3000 mm as standard
- Maximum deck loads from 1000 -10000 kgs
- Cold or Hot sand production
- Robust design with easily replaceable wearing items
- Load from floor using overhead crane and access stairs to loading platform
- Option to use wipe off station from cooling line (pit required and no loading platform)



## Hot Sand Cooler Classifiers

- Throughputs ranging from 1 – 25 tph
- Suitable for sand up to 300 degrees C
- Pressure tested heat exchanger with heavy duty carbon steel finned tubes
- Fluidised bed type design
- High level cut out for automatic start/stop operation
- Easily incorporated in to new or existing equipment
- Simple design for inspection and maintenance
- Can be installed in line with mechanical reclamation or after hot sand storage i.e. under silo



## Shakeout Deck Reclamation

- Throughputs ranging from 5 – 20 tph as standard
- Deck sizes from 1500 x 1500 mm – 4000 x 3000 mm as standard
- Maximum deck loads from 1000 -20000 kgs
- Cold or Hot sand production
- Robust design with easily replaceable wearing items
- Load from floor using overhead crane
- Option to use wipe off station from cooling line (pit required and no loading platform)
- Attrition unit required to re-use sand as grain size



## Pneumatic Conveyors

- Throughputs ranging from 1 – 25 tph
- Dense phase operating system
- Single or multiple sands and destinations to suit application
- Receiving probes included
- Intelligent relay based electrical operating system
- Full mimic display of plant operation
- Can be installed as part of sand reclamation or stand alone under sand silo

